



Making Your Life Better.

**BU Medical Equipment**

**Sede legale ed amministrativa  
Headquarters**

Cefla s.c.  
Via Selice Provinciale, 23/a  
40026 Imola - Bo (Italy)  
tel. +39 0542 653111  
fax +39 0542 653344

**Stabilimento  
Plant**

Via Bicocca, 14/c  
40026 Imola - Bo (Italy)  
tel. +39 0542 653441  
fax +39 0542 653601



11/2023 ACL36E231 S01

Due to our policy of constant technological upgrading, technical specifications may be subject to change without prior notice. According to the standards in force, in extra-EU areas the availability and specifications of some products and/or characteristics may vary. Please contact your local distributor for further information.

# A3.

**ANTHOS CLASSE A3 PLUS**  
CONTINENTAL  
INTERNATIONAL

# improvo

IMPROVED POTENTIAL



# CLASSE A3

im

proove



anthos A3

**improve potential.**

Classe A3 Plus: Anthos world improves your potential by adding the extra safety, reliability, flexibility and functionality that are key to meeting every clinical need.

**improve quality.**

Outstanding construction quality, cutting-edge technology, excellent operating ergonomics, patient comfort. Classe A3 Plus, a clever investment to secure advantages well beyond the usual standards.

**improve performance.**

Classe A3 Plus offers a wide range of specific operational features that raise the bar of the dental unit's performance profile. The unit's features can be customised for maximised results.

**Anthos Classe A3 Plus.**



CLASSE A3 PLUS.

# Simple, intuitive operation

## DIGIT DISPLAY

The Digit control panel layout, complete with X-ray viewer, is easy to read and includes several features. Access to the settings of each individual instrument, patient chair and integrated devices is

fast, user-friendly and can be viewed on the alphanumeric display unit. Its design maximises operational ergonomics, making the operator's work easier.



### Touch screen display.

The control panel surface, protected by capacitive glass, can be easily disinfected.



### Performance control.

The new instrument panel can be used to manage the unit's operation modes and the parameters of each instrument, adapting them to the operator's needs.

The lightweight, compact i-MMr micromotor can be optionally equipped with a powerful LED lighting source, and can be set to reach speeds between 100 and 40,000 rpm.

The scaler, also available with integrated LED lighting and compatible with the best tips on the market, is adjustable to maximum power allowing the operator to find a good balance between fast scaling times and a good level of comfort for the patient.

All information relating to the instrument settings is displayed on the alphanumeric display.

The same display shows information on the status of the performed disinfection cycles.

Checking each activity is simple and immediate.

The Clean function disables control panel operation when the glass surface is being cleaned, thus preventing unwanted actuation of the controls.

# Maximised adaptability

**DENTIST'S MODULES**

**International.**  
Modern design and smart arrangement of the instruments for improved ergonomic usability: holding the handpieces is easy in any operating position.

**Continental.**  
The redesigned dentist's module and arms system allows the operator to work in any operating position. Classe A3 Plus responds ergonomically to every clinical need.



To complete the set-up, a wide range of options is available, including a sixth instrument, X-ray sensor, transthoracic tray and large backlit X-ray viewer.



New instrument lever design - with shorter vertical footprint to reduce interference with the operating light and ensure increased instrument outreach.  
Tray holder module available in two sizes: standard and compact.



# Full potential expressed

## POWER

The dentist's modules, in the Continental and International versions, are ergonomically designed and user-friendly. Instruments for every need, from lightweight, ergonomic micromotors to the thin-tip HD video camera with touch key for easier use of the freeze-frame function.

The operator manages, through the console, the operation modes and parameters of each instrument, adapting them to their own clinical requirements. The optional sixth instrument application allows a video camera or curing light to be added.



**FLUO micromotor.**  
Available as an additional option on the LED micromotor, UV LED light highlights composite materials.



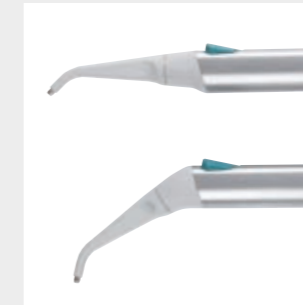
**Micromotors.**  
The supplied model i-MMr (3.3 Ncm) is also available with optional LED lighting. Speeds can set between 100 and 40,000 rpm.



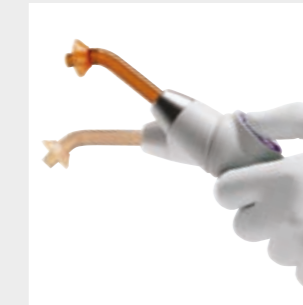
**Scalers.**  
With or without LEDs, handpieces compatible with the best tips on the market.



**Turbines and contra angles.**  
Dentists can use a broad range of turbines and contra angles for specific dentistry tasks.



**Syringes.**  
3-way syringes feature ergonomic shaping. The metal syringe body and the tip (both straight and angled versions are available) can be removed and autoclaved.



**T-LED.**  
Maximum ergonomics thanks to the swivel grip. 6 polymerisation programmes and autoclavable fibre optic light guide.



**HD camera.**  
The C-U2 has glass optics and a LED light diffuser. It incorporates an HD 16:9 sensor that captures high definition clinical images.

**CLASSE A3 PLUS**  
CONTINENTAL



**Flexible installation.**

To minimise the amount of adaptation work - or eliminate it altogether - during dental unit installation, there are two points for connection to the floor-mounted outlets. Under the leg rest or under the front of the unit body. This provides greater flexibility when replacing an old patient chair.



**CLASSE A3 PLUS**  
INTERNATIONAL



# Harmonised movements

**BALANCE**

Operational ergonomics and patient comfort are the natural outcome of the unit's design.

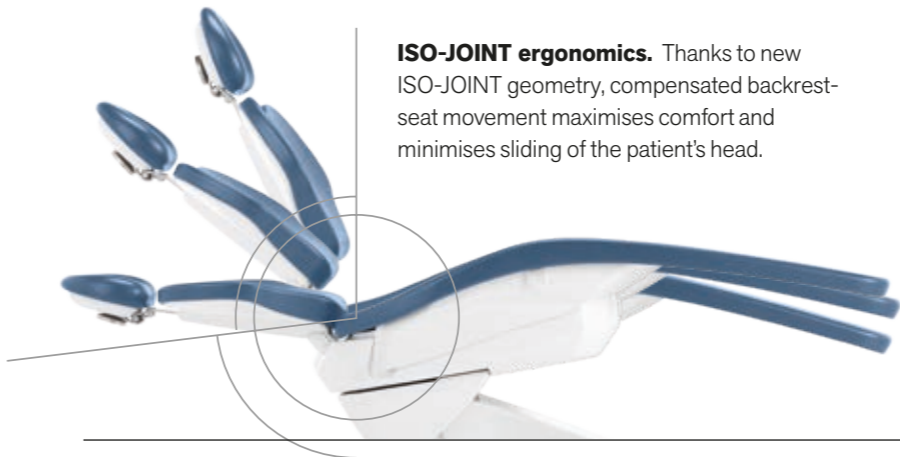
The upholstery is hard-wearing, seamless and available in 14 different colours.

**Patient presence sensor.**

The patient chair can be equipped with a sensor (optional) that detects patient presence; this is connected to the stand-by function, thus reducing energy consumption when the patient chair is not actually occupied.



Optional Memory Foam padding offers patients an exclusive wellness experience.



**ISO-JOINT ergonomics.** Thanks to new ISO-JOINT geometry, compensated backrest-seat movement maximises comfort and minimises sliding of the patient's head.



**Vertical travel and lifting capacity.**

A long vertical travel (37-80 cm) makes it easier to provide treatment in comfort and allows easy patient chair access for the elderly. The patient chair is certified to lift patients weighing up to 190 kg.



**Backrests.** A choice of two backrest options (narrow backrest/ wide backrest) meets all the dentist's ergonomic needs. As always, the backrest guarantees patient comfort and easy access.



**COLOURS**

**Standard upholstery**



- 102 198 Atlantic blue
- 113 183 Pacific blue
- 106 196 Mediterranean blue
- 136 186 Indian blue
- 135 194 Venetian red
- 115 195 Scottish salmon
- 132 192 Blueberry violet
- 134 184 Japanese wisteria
- 103 182 Nevada yellow
- 123 193 Polynesian green
- 101 197 Caribbean green
- 137 187 Satin silver
- 121 199 Anthracite grey
- 130 180 Graphite black

**Memory Foam padding**





# Complete solutions

## ASSISTANT'S MODULES

Maximum efficiency on the assistant's side.  
The number of available holders and the module arm type can be configured to suit the dental team's needs.



The 3-holder module is included in the standard supply and comes ready for 2 cannulae and a handpiece.

The available choices are syringe, camera and curing light. Optional double-articulated arm and 5-holder module.

In this case, the 2 cannulae can be combined with a choice of up to 3 handpieces, including a camera, syringe or T-LED curing lamp.

A positionable stainless steel tray holder completes the accessory range.



# Lighting

## OPERATING LIGHTS

The broad selection of operating lights available on Classe A3 lets dentists choose between LED and halogen light sources.

### Venus E LED.

Supplied as standard, Venus E LED, equipped with a "no touch" switch-on sensor, has adjustable light intensity from 7,000 to 40,000 Lux and six LED lighting sources to minimise shadows on the treatment area.



### Venus Plus.

Venus Plus, high performance operating light with front protective screen and removable handles for easy disinfection. Three-axis-rotation ensures maximum manoeuvrability in all treatment situations.

Equipped with a soft-start device, it has a colour temperature of 4900K and adjustable light intensity from 8,000 up to 35,000 Lux.



### Venus Plus L-LED.

Venus Plus L-LED, with hermetically sealed front screen, enables on-off control also via an infrared sensor and features adjustable light intensity from 3,000 to 50,000 Lux with 5000K colour temperature.



# Protected environment

## HYGIENE

Safe clinical environment for the patients, the operating team and the dentist, thanks to a wide range of integrated, optional hygiene systems. Automatic devices that prevent contamination of internal ducting,

and design features that minimise the risk of cross-contamination. Control panel with alphanumeric display for total control of the sanitisation cycle progress.



**W.H.E.** Certified DVGW continuous disinfection system that prevents backflow contamination of the dental unit water supply and acts against all water-borne contaminants. The use of Peroxy Ag+ is recommended.



**BIOSTER and FLUSHING.** The automatic BIOSTER system performs intensive disinfection of instrument spray internal circuits with an antiseptic liquid (Peroxy Ag+). FLUSHING eliminates any stagnant liquid from the ducts with a quick rinsing action.



**S.H.S.** Device that feeds water to the sprays as an independent alternative to mains water. Works via a reservoir filled with distilled water. Extremely useful where mains water is hard.



**O.D.R.** As-standard mechanism that automatically emits an air jet to clean any residual liquids or solids from the handpiece after use.



**Filter.** Large double-chamber filter ensuring greater suction system efficiency.



**Silicone instrument support mat.** Easily removable and autoclavable.



**Dentist's module handle.** The Continental dentist's module handle can be removed and autoclaved.



**Covers.** Practical disposable covers that protect the glass surfaces of the control panel.



**Cannulae guides.** Easy-to-remove elements ensure perfect cleanliness in what is a potentially critical area.



**Lamp handles.** Removable and autoclavable.



**Removable support.** On the Continental module, the instrument support can be removed and disinfected.



**Upholstery.** Easy-to-sanitise, durable seamless padding.

# Communication and diagnosis

## MULTIMEDIA

Effective communication with the patient is based on easily shared diagnoses. Thanks to an integrated multimedia system, which includes an LED monitor and video camera installed on the dental unit, the dentist is

able to effectively illustrate the treatment plan and show the images, radiographs and photos that have led to developing a diagnosis.



**C-U2 HD camera.** High-resolution images aid dentist-patient communication. Easy to use (no manual adjustment required), slim design means distal zones can be reached with ease.

**22" LED Monitor.** Full HD 16:9, 1920 x 1080 pixel flat screen monitor with IPS panel to aid viewing from any angle. LED light sources ensure optimal brightness and contrast.

**Display.** The monitor can display individual camera images or a mosaic of up to 4 images for quick comparisons.

**Zen-X.** X-ray sensor integrated in the dentist's module, ready to use with USB cable. Able to capture HD images with low X-ray doses, the sensor comes in two different sizes. The sensor can be sanitised and is IP67 certified against water and dust infiltration.

# The value of choice

## ACCESSORIES

A broad range of accessories lets dentists personalise the operating unit according to their specific needs.



**Seats.** A range packed with ergonomic solutions.

**S9** is the latest-generation saddle-shaped active seat with tilt mechanism. Evens out weight distribution and corrects posture to minimise strain on the spine.

**S7** for the dentist, height adjustable and with the option of adapting the backrest angle.

**S8** for the assistant, with a circular seat to facilitate frequent position adjustments as required during treatment.

Each model contributes to maintaining energy levels and a feeling of wellbeing throughout the day.



**Foot control.** Four foot controls are available. These allow activation of Chip Air/Water, micromotor rotation inversion, (optional) patient chair movement and recall of stored positions.



**Headrest.** In addition to an adjustable 2-axis version with mechanical lock, the Comfort model features a pneumatic lock system and 3-axis movement for freer, more precise positioning.



**Stop Vacuum.** Device integrated in the patient chair base: when pressed it stops suction without the user having to replace the cannulae in the holders.



**Swivel tray holder.** The cuspidor bowl can be replaced with a swivel tray holder installed on the front cover of the unit body.



**Cuspidor bowl unit.** In melamine, optionally ceramic, it can be completely disassembled for effective sanitisation; its elements are built with materials that can be easily cleaned and disinfected.



# Anthos Connect

All products in the Anthos dental unit range are equipped with an integrated device that allows internet connection.

This means the practice can rely on a real-time remote diagnosis and technical support service.

Moreover, Di.V.A.\* (digital virtual assistant) lets dentists track use of the dental unit, the instrumentation and the completed

disinfection cycles, all on a simple dashboard.

Just open any browser to access the digital virtual assistance services website. Constantly updated, these services are available on the cloud, are specific to the purchased model and do not require any software downloads.

## REMOTE ASSISTANCE



\*Digital Virtual Assistant



### General use.

It's possible to monitor usage of a single dental unit or the complete installed machine pool. This means a dental practice owner or a dental practice chain can track how their dental units are being used, as quantified by the optional sensor that detects patient presence or operating light activation.



### Disinfection cycles.

The Di.V.A. tracks frequency of hygiene system use. It logs each system start to build up a record of performed disinfection cycles. Useful for in-practice inspections, it also estimates consumption and monitors effective reactivation of equipment.

### Using the instruments.

The dashboard can be used to monitor the effective usage of the integrated instrumentation. This helps estimate maintenance requirements or assess the need for upgrades on some machines.

### Tutorials and user manuals.

Thanks to Di.V.A., users can access tutorials specific to the purchased model (e.g. a video showing how to disassemble the cuspidor bowl or fill the tanks used for disinfection). Users also have direct access to the constantly-updated online use and maintenance manual.