



WOODPECKER

WOODPECKER

WOODPECKER

WOODPECKER

WOODPECKER

Ai Ray

Woodpecker First
Dental X-Ray Device

WOODPECKER

WOODPECKER

WOODPECKER

WOODPECKER

WOODPECKER

WOODPECKER


WOODPECKER

WOODPECKER

WOODPECKER

WOODPECKER





SUPER HIGH PERFORMANCE
HIGH EFFICIENCY

Emission power up to 210W
Shorter exposure time with high power
Achieve stable, accurate and quick photography of
different tooth positions

WOODPECKER WOODPECKER WOODPECKER

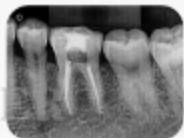
WOODPECKER

DETAILED DENTAL FILMS
MORE RELIABLE

WOODPECKER

0.4mm focus X-ray tube

Provide high-quality and clearer image
for various diagnostic needs



WOODPECKER

WOODPECKER

WOODPECKER

WOODPECKER

WOODPECKER

WOODPECKER

WOODPECKER

WOODPECKER

WOODPECKER

WOODPECKER

WOODPECKER

WOODPECKER

WOODPECKER

WOODPECKER

WOODPECKER

HIGH-CAPACITY BATTERY

LONGER ENDURANCE

15000mAh high-capacity power lithium battery delivers a longer endurance.

More than **1,500** dental films can be taken under a full charge.

WOODPECKER

WOODPECKER

WOODPECKER

80W
WOODPECKER
SUPER FAST CHARGING

WOODPECKER

2.8-INCH
WOODPECKER
CAPACITIVE TOUCH SCREEN



WOODPECKER

Over 110

Dental films can be taken after **5mins** of charging.

WOODPECKER

Enable clear and concise display
Abandon the traditional physical button,
beautifying the machine's appearance

WOODPECKER

WOODPECKER

WOODPECKER



**MAXIMUM EFFICIENCY
AND SAFETY**

Constant DC high-frequency high voltage and current output
Ensure that X-ray output is not affected by battery voltage fluctuations

Unique internal design and lead shield
Efficiently minimize the X-ray leakage
Maximize the protection of operators from ionizing radiation

WOODPECKER



WOODPECKER



VARIOUS PHOTOGRAPHING METHODS

EASY TO OPERATE

Built-in remote control receiving circuit and holder interface,
can be connected to the wired remote controller and triangle holder.

A variety of photographing methods available, ensuring safer photographing and easier operation.

ANGLE CORRECTION

WOODPECKER

WOODPECKER



Corresponding photographing angle reference values provided for different tooth positions

During the photography, keep the patient in the correct sitting position and adjust the dental X-ray device to obtain the best photographing angle and improve the efficiency.

WOODPECKER

WOODPECKER

WOODPECKER

WOODPECKER

WOODPECKER

WOODPECKER

WOODPECKER

WOODPECKER

**COMFORTABLE
TO HOLD**

Reasonably designed exposure switch avoids holding instability,
greatly easing the user's operation.

WOODPECKER

WOODPECKER

WOODPECKER

WOODPECKER

WOODPECKER

WOODPECKER

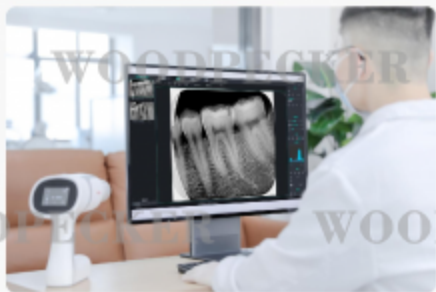
WOODPECKER

WOODPECKER

WOODPECKER

WOODPECKER





WOODPECKER WOODPECKER WOODPECKER

WOODPECKER WOODPECKER WOODPECKER

WOODPECKER WOODPECKER WOODPECKER



WOODPECKER

WOODPECKER

WOODPECKER

WOODPECKER

WOODPECKER

WOODPECKER



WOODPECKER

WOODPECKER

WOODPECKER

WOODPECKER



Guilin Woodpecker Medical Instrument Co., Ltd.
Information Industrial Park, Guilin National High-Tech
Zone, Guilin, Guangxi, 541004 P.R. China
Sales Dept.: +86-773-5373196
E-mail: woodpecker4@glwoodpecker.com
Website: <http://www.glwoodpecker.com>
ZMH-KC-087

WOODPECKER

WOODPECKER

WOODPECKER

WOODPECKER

WOODPECKER